

A-LEVEL Spanish

Transition



Name: _____

Transition to A-Level Workbook

CONTENTS

An introduction to transition work	3
Overview of the A-Level course	4-6
Structure of the exam	7
Listening skills– top tips and suggested activities	8
Reading skills – top tips and suggested activities	9
Writing skills– top tips and suggested activities	10
Speaking skills – top tips and suggested activities	11
General tips for independent learning	12
Useful Resources	13-15
Independent Preparatory Work	16-20
A-Level Spanish support	21

Transition from GCSE to A-level

Introduction

This booklet is intended to give you a brief guide to the Spanish A-Level, as well as to provide you with some activities that will help you prepare for the course, and some useful websites. If you have any questions about the course, the information in the booklet, or the activities, then please do get in touch by emailing your Spanish teachers at alberto.zayas@southfieldsacademy.com or jessica.frith@southfieldsacademy.com

What is transition work?

Transition work is independent learning to consolidate what you already know and begin to accumulate new knowledge in preparation for the A-level course. The main aim is to keep practicing your language regularly – little and often is the key. This way, it will not feel like such a big step up in September.

Why study Spanish at A Level?

Speaking a foreign language is a lifelong skill that is extremely valuable in the worlds of study and work. Having the ability to speak a second language makes you a more attractive candidate for a course or job than someone who cannot.

Language A-Levels also increase and broaden your understanding of the world, by teaching you about the culture related to the countries where the language is spoken. Furthermore, knowing the language of a country you are visiting really enhances your visit, as not only can you talk to the local inhabitants, but you have increased understanding of what is going on around you while you're there.

Spanish is the language with the second highest number of native speakers in the world, 500 million, which means that speaking the language is a useful skill to have. The A-Level course is designed so that by the end of it, students will have a good level of Spanish, whether they wish to undertake further study or not.



Overview of the A Level course

Topics to be covered

Theme 1: Aspects of Hispanic society

- **Los valores tradicionales y modernos**
 - Los cambios en la familia
 - Actitudes hacia el matrimonio/el divorcio
 - La influencia de la iglesia católica
- **El ciberespacio**
 - La influencia de Internet
 - Las redes sociales: beneficios y peligros
 - Los móviles inteligentes en nuestra sociedad
- **La igualdad de los sexos**
 - La mujer en el mercado laboral
 - El machismo y el feminismo
 - Los derechos de los gays y las personas transgénero

Theme 2: Artistic culture in the Hispanic world

- **La influencia de los ídolos**
 - Cantantes y músicos
 - Estrellas de televisión y cine
 - Modelos
- **La identidad regional en España**
 - Tradiciones y costumbres
 - La gastronomía
 - Las lenguas
- **El patrimonio cultural**
 - Sitios turísticos y civilizaciones prehistóricas (Machu Picchu, la Alhambra)
 - Arte y arquitectura
 - El patrimonio musical y su diversidad

Theme 3: Multiculturalism in Hispanic society

- **La Inmigración**

- Los beneficios y los aspectos negativos
- La inmigración en el mundo hispánico
- Los indocumentados - problemas

- **El Racismo**

- Las actitudes racistas y xenófobas
- Las medidas contra el racismo
- La legislación anti-racista

- **La Convivencia**

- La convivencia de culturas
- La educación
- Las religiones

Theme 4: Aspects of political life in the Hispanic world

- **Jóvenes de hoy, ciudadanos de mañana**

- Los jóvenes y su actitud hacia la política : activismo o apatía
- El paro entre los jóvenes
- Su sociedad ideal

- **Monarquías y dictaduras**

- La dictadura de Franco
- La evolución de la monarquía en España
- Dictadores latinoamericanos


- **Movimientos populares**

- La efectividad de las manifestaciones y las huelgas
- El poder de los sindicatos
- Ejemplos de protestas sociales (El 15-M, las madres de la Plaza de Mayo)


Literature and film

Film: *Volver* – Pedro Almodóvar (2006)

Volver is a Spanish drama film written and directed by Pedro Almodóvar. Revolving around an eccentric family of women from a wind-swept region south of Madrid, Cruz plays Raimunda, a working-class woman forced to go to great lengths to protect her 14-year-old daughter Paula. To top off the family crisis, her mother Irene comes back from the dead to tie up loose ends. He roots a ghost story deep in the Spanish earth, buries it into his characters' distant pasts during the course of the film and confronts the resulting odd apparitions with the hard physical reality of daily life.



Literature: *La casa de Bernarda Alba* – Federico García Lorca (1936)



The Casa de Bernarda Alba is a drama set in a rural Spanish town in the 1930s. It follows the story of Bernarda Alba, a domineering widow who forces her five daughters to remain in mourning for eight years following the death of her second husband. The play is a tragic exploration of the oppressive nature of patriarchal society and the powerlessness of women in a male-dominated culture.

The play follows the story of Bernarda and her five daughters, who are forced to remain in mourning and subject to Bernarda's oppressive rule. As the play progresses, the characters are forced to confront the tragic consequences of their situation, as they are unable to escape the oppressive society they live in. The play explores themes of oppression, patriarchy, repression, family, and tradition, as the characters struggle to make sense of their

lives in a society that subjugates them. The Casa de Bernarda Alba serves as an important work of literature that highlights the need for freedom and equality in a world where oppression and subjugation are still prevalent.

Structure of the exam

Paper	Weighting	What is assessed?	Duration	Total marks
Paper 1: Listening, reading and writing	50%	<ul style="list-style-type: none"> - Aspects of Hispanic society - Artistic culture in the Hispanic world - Multiculturalism in Hispanic society - Aspects of political life in Hispanic society - Grammar 	2 hours 30 minutes	100 marks
Paper 2: Writing	20%	<ul style="list-style-type: none"> - One text and one film or two texts from the list set in the specification - Grammar 	2 hours	80 marks
Paper 3: Speaking	30%	<ul style="list-style-type: none"> - Individual research project - One of four themes <i>(Aspects of Hispanic society or Artistic culture in the Hispanic world or Multiculturalism in Hispanic society or Aspects of political life in Hispanic society)</i> 	21–23 minutes (including 5 minutes preparation time)	60 marks

LISTENING




Possible activities:

- Watch films and write a review or notes (just watching passively will not help your language as much as doing something productive as well). You can search Netflix or Amazon Prime for “Spanish language films” or “Spanish language TV” and you can even rent Spanish films on YouTube.
- Watch Spanish TV online – certain Spanish TV channels stream live online or have an archive of videos from some of their programs available to watch – try watching the news in Spanish regularly and using the News Grid in this booklet to help you make notes
- Listen to online radio
- Listen to Spanish music – YouTube is a great source of Spanish music and you can normally find a version with subtitles to sing along! (or at least follow the lyrics on screen)
- Try www.lyricstraining.com for a fun way to improve your listening skills with Spanish music

10 hints when listening in a foreign language:

1. Listen to a DVD, audio CD or online-streamed video/audio whenever possible. Although viewing live TV can be fun and helps train your ear, using recorded material presents two major advantages: you have a much greater choice of subject and you can Pause and Replay the material.
2. Think about the subject before you start. Make a list of words and phrases you expect to hear, and tick them off (bingo style) as they come up.
3. Listen actively – always have a pen and paper handy to note interesting vocabulary etc.
4. Take notes in Spanish. When listening to normal speech you do not have time to translate everything. Working only in Spanish will train your brain to think in Spanish.
5. Do not worry if you cannot understand everything. Concentrate instead on what you do understand.
6. The first time, listen to the whole item without stopping. This will give you a better understanding of the overall context before concentrating on more precise details.
7. For more detailed work, concentrate on quite short sections, e.g. a single news item.
8. Pause and Replay recordings when these features are available.
9. If a transcript is available, try not to look at it until the end of your listening activity. Use it after listening to find any unknown vocabulary.
10. Enjoy it! Try finding something that you love watching or listening to that you are more motivated to keep coming back to. Having Spanish music or radio on in the background while you are doing something else is a great way to keep up your exposure to the Spanish language.



READING

Possible activities:

- Search the internet for things you are interested in (try www.google.es for better results)
- Read novels, magazines, newspapers
- Most Spanish newspapers have a free online version as well as a mobile app
- Keep vocabulary lists and look up new words when reading something in Spanish
- If you are researching something for another subject, try using the Spanish Google to search for the topic in Spanish first

10 hints when reading in a foreign language:

Before Reading:

1. Look at the title, introduction and contextual clues such as pictures. What do you think the text is about? Finding a topic you are interested in means you are more likely to persevere with it.
2. Make a list of any relevant vocabulary you can think of.



First Reading:

3. Read the text once without stopping – some of the meaning will become clearer as you read through it.

Second Reading:

4. Underline words and expressions you do not know. Do not look them up immediately.
5. There should be one main idea per paragraph. Summarise each paragraph in one sentence.

Vocabulary:

6. Do not look up every word.
7. First look at the context – do you need to know this word to understand the overall meaning? (*Often a rough idea is enough e.g. a type of tree, a positive or negative emotion etc.*)
8. Try to guess the meaning: is it a noun/adjective/verb? Is it similar to a word in English?
9. Choose a maximum of 10 words or expressions to look up in a good dictionary. Try to select vocabulary with a common theme to help you remember it.
10. Instead of simply writing the meaning of a word in English, try to include new vocabulary in a sentence in Spanish to demonstrate its use in context.

Possible activities:

- Translations
- Summarise in your own words a text you have read or a film/news item you have seen
- Writing a letter to a penfriend/magazine editor/employer
- Use new vocabulary in a sentence
- Whatever type of activity you are doing, make vocab notes. Use index cards, keep a vocab book, use Memrise or anything that works for you, but make sure you are learning vocabulary regularly. You should keep a record of vocabulary you have learned – why not use an unused notebook as a Vocabulary Learning Log?

10 hints when writing in a foreign language:



Before starting to write:

1. What is your purpose in writing (*e.g. to inform/to persuade/to request*)?
2. Who is your intended reader? Are you writing a letter to a penfriend or a formal article? Keep an appropriate tone throughout your writing.
3. Who is your intended reader? Will your writing interest them?

While writing:

4. Will you address your reader directly in the second person (*e.g. writing to a penfriend*)? If quoting, will you use reported speech or direct speech?
5. When recounting events, are you going to use the present tense for greater immediacy (*e.g. describing the plot of a film*) or a past tense (*or past tenses*)?
6. Write directly in Spanish without drafting in English first – translating is harder than writing!

Checking your work:

7. Are your ideas well-organised and linked in a logical structure?
8. Are you being repetitive? Is there another way of saying something?
9. Have you written concisely or could you communicate your message effectively using fewer words?
10. Check your verb endings, tenses and forms. Have you been consistent in your use of tenses? Use your grammar notes or workbook to remind yourself of verb endings – you can also use the conjugation tool on WordReference to look up verb tables. Check adjectival agreements, gender, accents, spelling and word order.

SPEAKING



Possible activities:

- Practice speaking with other members of the class over the phone or Face Time.
- When reading, read the text aloud to yourself first, or if you have the transcript to something you are listening to, read along to check your pronunciation.
- Record yourself speaking in Spanish to work on your pronunciation – your teacher can give you feedback on audio recordings as well as written work.
- After watching the news, write and record your own script for the news items you have seen.

Other ways to develop speaking skills:

- Listen actively to authentic speech. Note in particular the little words and expressions that are used to link ideas, start sentences, give opinions, change the subject etc.
- Repeat phrases or whole sentences when listening, attempting to imitate exactly the pronunciation, intonation and speed of the original. Record yourself so you can compare.
- When there is a transcript available, mark where stresses fall, then after listening several times read the whole script aloud, again trying to mimic the original.
- Do not be afraid to talk aloud, either to yourself or as a recording. Let go of your inhibitions.
- Although it is important to work on your pronunciation in order to be understood, never be ashamed of your accent and do not be afraid to make mistakes – most people make mistakes even when talking in their own language.
- Many problems of understanding are actually caused by poor intonation or misplaced stress. When listening and repeating, pay particular attention to the rise and fall of the voice and stressed syllables and words.





GENERAL TIPS



Vocabulary:

- When you come across a new word, try to deduce its meaning from context or from the structure of the word.
- Does the word appear in other sentences that may help you work out the meaning?
- You are more likely to remember something you've worked out for yourself – try to resist rushing straight for the dictionary
- Try a monolingual Spanish dictionary first – can you work out the meaning from its definition in Spanish?
- Keep track of new vocabulary:
 - Spanish/English
 - Spanish/Spanish definition
 - Colour-coding for masculine/feminine or adjectives/verbs
 - New sheet/page for different topics
 - Example sentence using the word/phrase in context
- Learn vocabulary regularly:
 - Look, cover, write, check
 - Find/Create a course on Memrise


Dictionaries:

- Familiarise yourself with the abbreviations used (*e.g. adv for adverb, vi for intransitive verb etc.*) and be aware of the function of the word you are looking up
- To ensure you have found the right word, look it up the other way round (Spanish-English, English-Spanish)
- Take note of genders of nouns and types of verbs
- WordReference is an excellent online bilingual dictionary and has a free mobile app

Grammar:

- Familiarise yourself with grammatical terms in Spanish and English. This will help you when learning about a new grammar point or looking up particular types of word in a dictionary.
- There are many websites available with online grammar practice – a quick Google search will provide you with hours of independent study.
- Do not be ashamed of completing 'beginner level' grammar activities – it is always good revision and can help improve your accuracy.

Useful Resources



Watch...

TELEVISION

- If you have Netflix or Amazon Prime, try searching for “Spanish language films” or “Spanish language TV”. Many English language films/programmes also have a Spanish audio or subtitle option
- <http://www.bbc.co.uk/languages/spanish/tv/> The BBC website has some useful links to Spanish TV programmes online and tips for how to get the most out of it.
- <https://www.rtve.es/alacarta/> A range of programmes available to view online from the Spanish equivalent (roughly) of the BBC
- <https://www.telecinco.es/> One of the most popular TV channels in Spain. Not all of the content is available to watch outside of Spain but there are lots of great programmes on there which are available online.
- <http://www.telemadrid.es/> Videos from Madrid’s own regional TV channel
- www.rtve.es/noticias Click on the Telediario for a 4-minute version of the daily news

FILMS

- As well as those available with subscriptions like Netflix, there are also a range of Spanish films available to rent, buy or view for free on YouTube, or of course you can order a DVD online. Here are some film suggestions you may like to try:
 - *Ocho apellidos vascos*
 - *Maria, llena eres de gracia*
 - *Volver*
 - *Abel*
 - *Las 13 rosas*
 - *Diarios de motocicleta*
 - *La lengua de las mariposas*
 - *El Laberinto del Fauno* (Pan’s Labyrinth) – this is the film we will study in Y12

INTERNET

- www.youtube.com Search for videos on topics that interest you and see if you can find any channels to subscribe to. YouTube is also a great research tool and there are many informative videos in English on things like Spanish politics, culture or geography.

Listen...

RADIO

- Listening to Spanish radio is a great way to expose yourself to more Spanish easily. Have it on in the background while you are doing something else!
 - Radio Nacional de España (<https://www.radio.net/s/rneradionacional>)

- Cadena SER (<https://cadenaser.com/>)
- Europa FM (<https://www.radio.net/s/europafm>)
- <https://tunein.com/radio/Spain-r100416/> A comprehensive list of radio channels in Spain available online
- <https://blog.lingoda.com/en/10-radio-stations-to-help-you-learn-spanish> This blog post contains links to 10 Spanish-speaking radio stations available online. This includes radio stations from Latin American countries as well as from Spain.

MUSIC

- Look up current Spanish artists in the Spanish music charts and listen to some of their music on YouTube. The suggested videos down the side or underneath are often a good way of discovering new music – and do not forget to ask others for their recommendations.
- www.lyricstraining.com Use this website to listen to Spanish music while improving your listening skills. Listen to a song with the accompanying YouTube video and fill in the missing words in the lyrics underneath. There are 4 difficulty levels and two settings – multiple choice mode or typing mode.

OTHERS

- Do not forget that many language learning websites including BBC bitesize have specific listening materials aimed at school-age learners. If you bought a GCSE revision guide this should have links to listening passages. Rather than completing GCSE style comprehension questions, why not use the audio files in a different way – try to transcribe the passage you are listening to in Spanish.
- <https://www.newsinslowspanish.com/> This podcast is also available as an app – just search for ‘News in slow Spanish’. Although you need a subscription to access all material, there is a section for free content, which contains a new podcast each week.

Read...

NEWSPAPERS AND MAGAZINES

- <https://www.bbc.com/mundo> News stories from around the world in Spanish covering a range of topics
- <http://www.elpais.com/> Like many Spanish newspapers, El País is available to read online. You do not have to read the full paper cover to cover, just try to find one article that grabs your attention.
- <https://www.20minutos.es/> This is a more light-hearted newspaper which covers gossip as well as global news stories. There is also a video section <https://www.20minutos.es/videos/>
- <https://www.w3newspapers.com/spain/> This site contains links to a number of Spanish-language newspapers available to read online.
- <https://www.abc.es/familia/padres-hijos/jovenes/> Many online news sites have a section aimed at younger readers. Look for the ‘jóvenes’ section like this one.

Surf...

OTHER USEFUL WEBSITES

- www.memrise.com – invaluable for learning Spanish vocabulary. The site is designed in such a way that if you stick with it and use it regularly, reviewing past vocabulary items as well as learning new vocabulary, it automatically sticks in your long-term memory.
- <http://wikipedia.es> Use the Spanish version of Wikipedia when researching topics. It makes picking up the vocabulary much easier! Bear in mind though that anybody can edit Wikipedia so do not take everything you read as fact! Still a good starting point though.
- www.wordreference.com A really useful online dictionary. Do not forget to use the conjugate tool for online verb tables too!
- www.x.com If you haven't got a Twitter account, I would suggest signing up for one. Because of the character limit, you never have too much to read! See what interesting channels you can find to follow. Try something like BBC News Mundo (@bbcmundo) to get you started.



Preparatory Work

Below are some suggested tasks to complete in preparation for studying some of the A- level topics. Some of the tasks are aimed at gaining a greater knowledge of Spanish culture in general whereas others are directly linked to one of the modules on the A-level course.

Task 1. Research Task – Important figures.

Research and write down the following information about these important figures.

- Country of origin and date of birth
- Profession
- What these people are known for



Frida Kahlo



Carlos Alcaraz



Rigoberta Menchú




Che Guevara

Task 3. Music – Spotify



Make a playlist on Spotify, iTunes or any other app you use for music and create a *long* playlist of some Spanish speaking artists that you will regularly listen to. Here are some to get you started:

- Marc Anthony
- Buena Vista Social Club
- Rosalía
- Calle 13
- Karol G
- Shakira
- Natalia Lafourcade
- C Tangana
- Bizarrap
- Nathy Peluso
- Jorge Drexler
- Bad Bunny



Task 4. Phone

Set your phone and your social media accounts to Spanish. This will familiarise you with everyday basic Spanish and will help you to immerse in the language.

Task 5. Series / Netflix



First, check out these tips on how to watch foreign language TV shows or films in away that enables you to develop your language learning:

<https://www.fluentin3months.com/movies/>

Suggested programmes:

- *La Casa de Papel (Money Heist)*
- *Las Chicas del Cable (Cable Girls)*



You can find many more suggestions here:

<https://www.seconhalftravels.com/spanish-language-tv-shows-netflix/>



We suggest you complete the following tasks when watching programs and films:

1. *Contesta en español:*

<ul style="list-style-type: none">• ¿De qué trata la serie?	
<ul style="list-style-type: none">• ¿Qué opinas de la serie?	
<ul style="list-style-type: none">• ¿Recomendarías esta serie a un amigo/a? ¿Por qué?	

2. *Reflect:*

<ul style="list-style-type: none">• How much Spanish could you understand when you watched the series?	
<ul style="list-style-type: none">• Write down 10 new words that you learnt watching it.	

Task 6. Reading and article.

El nuevo grafiti de Banksy: un homenaje a los trabajadores sanitarios

From: <https://holaquepasa.com/el-nuevo-grafiti-de-banksy-un-homenaje-a-los-trabajadores-sanitarios/>

El misterioso grafitero Banksy ha pintado un nuevo grafiti con un tema muy actual: la lucha de los trabajadores sanitarios contra el coronavirus.

La obra ha aparecido en un hospital inglés, en la ciudad de Southampton, y se llama "Game Changer":

En el centro de la pintura vemos a un niño pequeño. Lleva una camiseta y un peto vaquero. El niño está de rodillas en el suelo, y juega con una muñeca muy original: una enfermera con capa. Muy cerca vemos también dos muñecos de Batman y Spiderman ignorados por el chico, en una papelera. El mensaje está claro: los superhéroes más guays de nuestro tiempo son los trabajadores sanitarios.

Los mensajes sociales como este son típicos de Banksy, el grafitero más popular del mundo. Popular y también misterioso, porque nadie conoce su identidad real. El nombre "Banksy" es solo un seudónimo.

Sea quien sea Banksy, su homenaje a los trabajadores sanitarios nos parece muy bonito y merecido.



Scan me to listen along while you read!



1. Busca el español en el texto:

- Is on his knees on the floor. _____
- The coolest superheroes of our time. _____
- Whoever Banksy is. _____
- Seems very beautiful and well deserved to us. _____

2. Translate the following passage into English:

"Los mensajes sociales como este son típicos de Banksy, el grafitero más popular del mundo. Popular y también misterioso, porque nadie conoce su identidad real. El nombre "Banksy" es solo un seudónimo. Sea quien sea Banksy, su homenaje a los trabajadores sanitarios nos parece muy bonito y muy merecido".

Where can I get more support or suggestions?

If you have any questions about the course, the information in the booklet, or the activities, then please do get in touch by emailing your Spanish teachers alberto.zayas@southfieldsacademy.com or jessica.frith@southfieldsacademy.com

See you in Year 12! 😊



